











General Notes

Key:

-  Chauvet F-910WW
5 Chn Mode
-  Chauvet E-910FC
10 Chn Mode
25deg-50deg
-  Chauvet F-915FC
11 Chn Mode
-  Chauvet Maverick
Mk2
33 Chn Mode
-  Selecon PL1 Fresnel
5 Chn Mode
-  Chauvet Hex PAR
-  Selecon PL1 Cyc
3 Chn Mode (On
floor)

Notes:

- 4x PDL56
- 2x 12way Dimmer
- 2x 12way Distro
- 2x Data split
- Shared between Nui and Iti
- LX Control:
Tapere Nui Hog4 RoadHog
Tapere Iti Hog4 HedgeHog
- Tapere nui Balcony indicated by
Hatch 
- Height under balcony 3.5m
Height to balcony floor 3.8m
- Tapere Nui height to grid 6.3m
Tapere Iti Height to grid 4.1m
- Suspended RSJ in Nui.
90mm wide 210mm deep
6360mm to underside 
- PA Hang


Drawing Iti Standard Rig	Rev. 7/8
Date October 2021	
Scale 1:25 @ A3	