







10/15/2024  
TA\_Venues\_2024.Oct.dwg

2x sub hung pan bar  
@+4900mm and @+3700mm

2x sub hung pan bar  
@+4900mm and @+3700mm

General Notes

Key:

-  Chauvet F-165WW  
5 Chn Mode
-  Chauvet E-910FC  
10 Chn Mode  
25deg-50deg
-  Chauvet F-915FC  
11 Chn Mode
-  Chauvet Maverick  
Mk2  
33 Chn Mode
-  Selecon PL1 Fresnel  
5 Chn Mode
-  Chauvet Slim Par  
Pro

Notes:

- 4x PDL56
- 2x 12way Dimmer
- 2x 12way Distro
- 2x Data split
- Shared between Nui and Iti
- LX Control:  
Tapere Nui Hog4 RoadHog  
Tapere Iti Hog4 HedgeHog


Tapere nui Balcony indicated by Hatch



Height under balcony 3.5m  
Height to balcony floor 3.8m

Tapere Nui height to grid 6.3m  
Tapere Iti Height to grid 4.1m

Suspended RSJ in Nui.  
90mm wide 210mm deep  
6360mm to underside



Drawing Nui 126 Seats	Sheet
Date 15-10-2024	3/8
Scale	